

No 600 / NP/GGT/14thFC.  
Office of the Secretary  
Nagar Panchayat Gagret, Distt. Una.  
Dated 31.08.2019.

From,

Secretary,  
Nagar Panchayat,  
Gagret, Distt. Una.

To

The Director,  
Urban Development,  
H.P. Shimla.

Subject:-

Submission of Claims for release of Performance Grant recommended  
by 14th Finance Commission for the year 2019-20.

Sir,

Kindly refer to your office letter No UD-H(C)(10)-1/2016-I-20754-808  
dated 15.07.2019 on the subject cited above.

It is requested that the claims for performance Grant has been complete  
formation in respect of Nagar Panchayat Gagret Distt.Una (H.P.) is enclosed herewith.

1

**MS Excel Sheets pertaining to general details, income, expenditure  
and SLB information (copy enclosed).**

2

**Annexure-2 verified and signed by Secretary Nagar Panchayat  
Gagret.(copy enclosed)**

3

**Documentary evidence: Audited and unaudited account and  
Notified/published service level benchmark target verified and  
signed by Secretary Nagar Panchayat Gagret (copy enclosed)**

4

**Information sent for updation of website of Nagar Panchayat Gagret.**


Yours faithfully,

  
Secretary,

Nagar Panchayat Gagret,  
Distt.Una.(H.P.)




General Details of the ULB for Performance Grant (PG) 2019-20		
Name of the State	Himachal Pradesh	
Name of the ULB	Gagret	
Civic Status of the ULB (M Corp/ M Council/ NP)	Nagar Panchayat	
Census Population (2011)	3850	
Last Municipal Election Held (Year)	2015	
Next Municipal Election Due (Year)	2020	
Year of Performance Grant Claim	2019-20	
Whether the City is under AMRUT Mission or Not	NO	
Name of the Municipal Commissioner / Executive Officer of the ULB	Sh. Maneesh Choudhary	
Contact / Mobile No.	7018999712	
Email Address	nacgag-una-hp@nic.in	
Name of the Contact Person	Sh.Rajiv Kumar	
Contact / Mobile No.	9418192146	
Email Address	nacgag-una-hp@nic.in	
Postal Address of the ULB (with Pincode)	Nagar Panchayat, Distt. Una H.P.	
Website Address of the ULB	npgagret.in	
Publishing of Audited Accounts of Municipality on ULB / State website		
For the Performance Grant of 2019-20	Published Audited Accounts of 2017-18	Yes
	Website Address/URL	

  
**Secretary**  
**Nagar Panchayat Gagret**  
**Distt Una (H P)**



## For the Performance Grant of 2019-20

S. No.	Details	Income Details (Amounts to be provided in Rupees Lakh)			
		2015-16 (Audited Actuals)	2016-17 (Audited Actuals)	2017-18 (Audited Actuals)	2018-19 (Audited or Unaudited Actuals)
	<b>Total Receipts (A+B)</b>	<b>21629102.00</b>	<b>62751977.00</b>	<b>21365046.00</b>	<b>17840810.00</b>
<b>A</b>	<b>Revenue Receipts (1+2+3)</b>	<b>21629102.00</b>	<b>62751977.00</b>	<b>21365046.00</b>	<b>17840810.00</b>
<b>1</b>	<b>Own Revenue Receipts (a+b)</b>	<b>2897573.00</b>	<b>2736628.00</b>	<b>3316478.00</b>	<b>3015037.00</b>
a)	<b>Tax Revenue</b> (levied and collected by municipal body)	<b>1329328.00</b>	<b>860827.00</b>	<b>1530697.00</b>	<b>1142780.00</b>
i)	Property tax	676073.00	860827.00	627477.00	793013.00
ii)	Other tax (levied and collected by municipal body)	653255.00		903220.00	349767.00
b)	<b>Non-tax revenue</b> (levied and collected by municipal body)	<b>1568245.00</b>	<b>1875801.00</b>	<b>1785781.00</b>	<b>1872257.00</b>
i)	Fees & fines	874356.00	1094174.00	1032794.00	1177141.00
ii)	User Charges				
iii)	Other non-tax revenue (levied and collected by municipal body)	693889.00	781627.00	752987.00	695116.00
<b>2</b>	<b>Other Revenue Receipts</b>	<b>1368264.00</b>	<b>2027653.00</b>	<b>2053457.00</b>	<b>2134459.00</b>
a)	Income from interest/investments	629391.00	857153.00	664262.00	710662.00
b)	Other Revenue income	738873.00	1170500.00	1389195.00	1423797.00
<b>3</b>	<b>Transfers/Grants/Assigned Revenues</b>	<b>17363265.00</b>	<b>57987696.00</b>	<b>15995111.00</b>	<b>12691314.00</b>
a)	State Assigned Revenue	10000000.00	50000000.00	5000000.00	
b)	State Finance Commission (SFC) Grants/Devolution	5080479.00	5367072.00	5903781.00	6513568.00
c)	Octroi compensation				
d)	Other State Government Transfers	407093.00	453464.00	2953464.00	1450740.00
e)	Central Finance Commission (CFC) Grant	1875693.00	2167160.00	2137866.00	4727006.00
f)	Other Central Government Transfers				
g)	Others				
<b>B</b>	<b>Capital Receipts</b>	<b>0.00</b>	<b>0.00</b>	<b>0.00</b>	<b>0.00</b>
1	Sale of Municipal Land				
2	Loans (from State Govt. or Banks etc.)				
3	State Capital Account Grant (under State Schemes etc.)				
4	Central Capital Account Grant (under Central Schemes etc.)				
5	Other Capital Receipts				


  
**Secretary**  
**Nagai Panchayat Gagret**  
**Jait Una (H.P.)**



## For the Performance Grant of 2019-20

S. No.	Details	Expenditure Details (Amounts to be provided in Rupees Lakh)			
		2015-16 (Audited Actuals)	2016-17 (Audited Actuals)	2017-18 (Audited Actuals)	2018-19 (Audited or Unaudited Actuals)
	<b>Total Expenditure (1+2)</b>	<b>19733185.00</b>	<b>63011758.00</b>	<b>20404190.00</b>	<b>17468115.00</b>
<b>1</b>	<b>Revenue Expenditure</b>	<b>4038885.00</b>	<b>4916716.00</b>	<b>7874154.00</b>	<b>5841161.00</b>
1.1	Adminstrative Expenses, Establishment and Salaries (All Departments-Regular and Contractual Staff)	3421958.00	3895364.00	4253378.00	4671613.00
1.2	Operation and Maintenance (O&M)	616927.00	1021352.00	3620776.00	1169548.00
1.3	Loan repayment (Interest payments)				
1.4	Others (any other revenue expenditure which is not salaries, O&M or Interest Payment)				
<b>2</b>	<b>Capital Expenditure</b>	<b>15694300.00</b>	<b>58095042.00</b>	<b>12530036.00</b>	<b>11626954.00</b>
2.1	All developmental works under Central/State specific schemes	15694300.00	58095042.00	12530036.00	11626954.00
2.2	Loan Repayments (Prinicipal Amount)				
2.3	Other Capital expenditure				


Note: For the calculation of criteria 2a, revenue expenditure (Adminstrative Expenses, Establishment and Salaries, O & M and other revenue expenses) is calculated based on summation of 1.1., 1.2 & 1.4.

  
**Nandu**  
 Secretary  
 Nagar Palika, Gogri  
 Dist Una (H.P.)



# For the Performance Grant of 2019-20

For the Performance Grant of 2019-20				
S. No.	Indicators	MoHUA Benchmark	Service Level Benchmarks	
			Status 2018-19	Target 2019-20
Water Supply Services				
1	Coverage of water supply connections	100%	100	100
2	Per capita supply of water	135 lpcd	120	120
3	Extent of metering of water connections	100%	10	10
4	Extent of Non-Revenue Water (NRW)	20%	20	20
5	Continuity of water supply	24 hours	5	5
6	Quality of water supplied	100%	100	100
7	Efficiency in redressal of customer complaints	80%	100	100
8	Cost recovery in water supply services	100%	80	85
9	Efficiency in collection of water supply related charges	90%	85	85
Sewage management (Sewerage and Sanitation)				
1	Coverage of toilets	100%	0	0
2	Coverage of sewage network services	100%	0	0
3	Collection efficiency of the sewage network	100%	0	0
4	Adequacy of sewage treatment capacity	100%	0	0
5	Quality of sewage treatment	100%	0	0
6	Extent of reuse and recycling of sewage	20%	0	0
7	Efficiency in redressal of customer complaints	80%	0	0
8	Extent of cost recovery in sewage management	100%	0	0
9	Efficiency in collection of sewerage charges	90%	0	0
Solid Waste Management				
1	Household level coverage of Solid Waste Management services	100%	100	100
2	Efficiency of collection of municipal solid waste	100%	100	100
3	Extent of segregation of municipal solid waste	100%	25	60
4	Extent of municipal solid waste recovered	80%		
5	Extent of scientific disposal of municipal solid waste	100%		
6	Efficiency in redressal of customer complaints	80%	80	80
7	Extent of cost recovery in SWM services	100%		
8	Efficiency in collection of SWM charges	90%		
Storm Water Drainage				
1	Coverage of Storm water drainage network	100%	20	40
2	Incidence of water logging / flooding	0%	0	0
SLB Status of 2018-19				
1	Coverage of Water Supply (24 X 7) in all Public/Community Toilets	24X7	Yes	
2	Percentage of waste being processed scientifically*	100%		

  
 Secretary  
 Nagar Panchayat Gagret  
 Jatt Una (H P)



## For the Performance Grant of 2019-20

### Part 1: Audit of Annual Accounts (Max Marks 10)

Condition	PG Year	Reference Data	Yes /No	Marks Obtained	
Published audited accounts on ULB website	2019-20	Audited Accounts of 2017-18	Yes	10	If published audited accounts on ULB website, Marks = 10; Otherwise marks = 0

### Part 2: Increase in Own Revenue Sources

#### (A): Covering Establishment costs and O&M from own income (Maximum Marks 20)

Condition	PG Year	Reference Data	Own Revenue (i)	Revenue Expenditure (ii)	Achievement Range ( i / ii)	Marks Obtained	
			Rs. In Lakh		%		
ULBs able to recover costs related to revenue expenditure which is O&M costs as well as establishment & salaries from its own revenue funds excluding octroi, entry tax and stamp duty, etc.	2019-20	2018-19	3,015,037.00	5,841,161.00	51.62	10	If achievement range is more than 70 %, marks = 20; between 60 % to 70 %, marks = 15; between 50 % to 60 %, marks = 10, less than 50%, marks = 0.


#### (B): Capital expenditure as a percentage of total expenditure (Maximum Marks 20)

##### For 500 AMRUT Cities

Condition	PG Year	Reference Data	Capital Expenditure (i)	Total Expenditure (ii)	Achievement Range ( i / ii)	Marks Obtained	
			Rs. In Lakh		%		
Ratio of Capital Expenditure to Total Expenditure including all devolutions/schemes, etc.	2019-20	2018-19	0	0	0.00	0	If achievement range is more than 40 %, marks = 20; between 30 % to 40 %, marks = 15; between 20 % to 30 %, marks = 10; less than 20%, marks = 0.

##### For all other Cities

Condition	PG Year	Reference Data	Capital Expenditure (i)	Total Expenditure (ii)	Achievement Range ( i / ii)	Marks Obtained	
			Rs. In Lakh		%		
Ratio of Capital Expenditure to Total Expenditure including all devolutions/schemes, etc.	2019-20	2018-19	11626954	17468115	66.56	20	If achievement range is more than 20 %, marks = 20; between 15 % to 20 %, marks = 15; between 10 % to 15 %, marks = 10; less than 10%, marks = 0.

  
 Secretary  
 Nagar Panchayat Gagret  
 Distt Una (H P)



Part 3: Publishing of Service Level Benchmarks (SLBs)

A) Water supply:

1) Coverage (Maximum Marks 15)

Condition	PG Year	Reference Data	Coverage Ratio	Marks Obtained	
Water Coverage Ratio	2019-20	SLB Status of 2018-19	100	15	If coverage is between 90% to 100 %, marks = 15; between 80 % to 90 %; marks = 10, between 70 % to 80 %; marks = 5, less than 70%, marks = 0.

2) Reduction in NRW (Maximum Marks 15)

Condition	PG Year	Reference Data	NRW Status	Marks Obtained	
ULB achieving benchmark of Non-Revenue Water	2019-20	SLB Status of 2018-19	20	15	If NRW is less than 20%, Marks = 15; between 20 % to 30 %, marks = 10; between 30 % to 40 %, marks = 5; above 40 % , Marks =0.


3) Coverage of Water Supply for Public/Community Toilets (Maximum Marks 10)

Condition	PG Year	Reference Data	Percentage of 24X7 Water Supply to all PT/CT	Marks Obtained	
ULB providing water connection to Public and Community Toilets	2019-20	SLB Status of 2018-19	Yes	10	If 24X7 water supply to all PT and CT, marks = 10; otherwise marks = 0

B) Solid Waste Management:


Coverage (Maximum Marks 10)

Condition	PG Year	Reference Data	% of waste being processed scientifically	Marks Obtained	
% of waste being processed scientifically	2019-20	SLB Status of 2018-19	0	0	If percentage of waste being processed scientifically is more than 50 %, marks = 10; between 20% to 50%, marks = 5; less than 20%, marks = 0.

  
Secretary  
Nagai Panchayat Gagrot  
Distt Una (H P)



State		Himachal Pradesh		
ULB		Gagret		
For the Performance Grant of 2019-20				
Criteria			Maximum Marks	Total Marks Obtained
Part 1 : Audit of Annual Accounts		Published audited accounts on ULB website	10	10
Part 2 : Increase in Own Revenue Sources	a)	Covering Establishment costs and O&M from own income	20	10
	b)	For AMRUT cities	20	
		For Non-AMRUT cities		20
Part 3: Publishing of Service Level Benchmarks (SLBs)	a)	1	15	15
		2	15	15
		3	10	10
	b)	Percentage of waste being processed scientifically	10	0
Total			100	80

  
 Secretary  
 Nagar Panchayat Gagret  
 Distt Una (H P)



**Annexure 2**  
**14th Finance Commission Performance Grant**  
**Claim Form of ULBs to State Government**  
**(To be sent by ULBs to the State)**

Name of the ULB Nagar Panchayat Gagret  
 Date of last election held and due date: 10/01/2016 and due 2020  
 Name of the State H.P

**Conditions for Disbursal of Performance Grant**

**Part 1: Audit of Annual Accounts (Maximum marks 10)**

**Achievement Range**  
 Published audited accounts on ULB Website

Yes	No
<input checked="" type="checkbox"/>	<input type="checkbox"/>
10	0

**Part 2: Increase in Own Revenue Sources**

**(A) Covering establishment and O & M from own income (Maximum marks 20)**

Achievement Range	More than 70%	Between 50% to 70%	Between 50% to 60%	Less than 50%
	20	15	10	0
Marks				
ULB able to recover costs related to revenue expenditure which is O&M costs as well as establishment & salaries from its own revenue funds including octroi, entry tax and stamp duty etc.	—	—	0	—

**(B) Capital expenditure as a percentage of total expenditure (Maximum marks 20)**

For 500 AMRUT Cities

Achievement Range	More than 40%	Between 30% to 40%	Between 20% to 30%	Less than 20%
	20	15	10	0
Marks				
Ratio of capital expenditure to total expenditure including all devolutions/schemes etc.	—	—	—	0

Namur  
**Secretary**  
**Nagar Panchayat Gagret**  
**Dist Una (H.P.)**



For all other Cities

Achievement Range

Marks

Ratio of Capital expenditure to Total expenditure including all devolutions/schemes etc

More than 20%	Between 15% to 20%	Between 10% to 15%	Between 5% to 10%	Less than 5%
20	15	10	5	0

66.56

Part B: Establishing of Service Level Benchmarks (SLBs)

A) Water Supply:

1) Coverage (Maximum Marks 15)

Achievement Range

Marks

Water Coverage Ratio

Between 90% to 100%	Between 80% to 90%	Between 70% to 80%	Less than 70%
15	10	5	0

2) Reduction in NRW (Maximum Marks 15)

Achievement Range

Marks

ULB achieving benchmark of Non-Residential Water (NRW)

Less than 20%	Between 20% to 30%	Between 30% to 40%	Above 40%
15	10	5	0

20%

3) Coverage of Water Supply for Public/Community Toilets (Maximum Marks 10)

Achievement Range

Marks

ULB providing water connection to Public and Community Toilets

100% PT/CT Covered	Less than 100%
10	0

100%

B) Solid Waste Management: Coverage (Maximum marks 10)

Achievement Range

Marks

% of waste being processed scientifically

More than 50%	Between 20% to 50%	Less than 20%
10	5	0

It is confirmed that I have verified the information presented in this form, which is true and correct to the best of my knowledge

Secretary  
Nagai Panchayat at Gagret  
District (H.P.)

(Municipal Commissioner, District, Parastatal)



## CERTIFICATE


Certified that the accounts for the year  
2018-19 of Nagar Panchayat Gagret, Distt. Una H.P. has been  
unaudited.

*Nandu*  
Secretary,  
Nagar Panchayat Gagret  
Distt. Una (H.P.)  
Nagar Panchayat,  
Gagret, Distt. Una.



## CERTIFICATE

Certified that the accounts for the year 2016-17 & 2017-18 of Nagar Panchayat Gagret, Distt. Una H.P. has been audited.

  
Secretary,  
Nagar Panchayat Gagret  
Distt. Una (H.P.)  
Nagar Panchayat,  
Gagret, Distt. Una.



# Office of the Nagar Panchayat Gagret Distt. Una H.P.

No. NO/Gagret/SLB/2019 453-55 Dated 01-07-2019

## Notification

In order to comply with the order of Director Urban Development Shimla UD-H(C)(10)-1/2016-I-19129-19185 dated 26.6.2019. In this regards release of general performance grant of Nagar Panchayat Gagret Distt. Una HP is pleased to notify the service level Bench Mark for the Nagar Panchayat Gagret for four service sector i.e. Water Supply, Sewerage Storm Water Drainage and Solid Waste Management Project which are proposed to be achieved by the Nagar Panchayat Gagret upto 31.3.2020. This Service Level Benchmark notify for the year 2019-20 will be achieved from the funds received under general performance grant

### SERVICE LEVEL BENCHMARK IN RESPECT OF NAGAR PANCHAYAT GAGRET DISTT. UNA H.P.

Name of the Urban local Body	Nagar Panchayat Gagret	
	Current Status	Target for 19-20
<b>indicators</b>		
<b>water Supply</b>		
Coverage of water supply connections	100%	100%
Per capita supply of water	120 lpcd	120 lpcd
Extent of metering of water connections	10%	10%
Extent of Non-Revenue Water (NRW)	20%	20%
Continuity of water supply	5 hours	5 hours
Quality of water supplied	100%	100%
Efficiency in redressal of customer complaints	100%	100%
Cost recovery in water supply services	80%	85%
Efficiency in collection of water supply related charges	85%	85%
<b>Sewerage</b>		
Coverage of toilets	0%	0%
Coverage of sewage network services	0%	0%
Collection efficiency of the sewage network	0%	0%
Adequacy of sewage treatment capacity	0%	0%
Quality of sewage treatment	0%	0%
Extent of reuse and recycling of sewage	0%	0%
Efficiency in redressal of customer complaints	0%	0%
Extent of cost recovery in sewage management	0%	0%
Efficiency in collection of sewerage charges	0%	0%
<b>Solid Waste Management</b>		
Household level coverage of Solid Waste Management services	100%	100%
Efficiency of collection of municipal solid waste	100%	100%
Extent of segregation of municipal solid waste	25%	60%
Extent of municipal solid waste recovered		
Extent of scientific disposal of municipal solid waste		
Efficiency in redressal of customer complaints	80%	80%
Extent of cost recovery in SWM services		
Efficiency in collection of SWM charges		
<b>Storm Water Drainage</b>		
Coverage of Storm water drainage network	20%	20%
Incidence of water logging / flooding	0%	0%

*Naini*

Secretary

Nagar Panchayat Gagret

Distt. Una (H.P.)



Copy forwarded to:-

1. The Additional Chief Secretary(UD) to the Govt. Of H.P. For information please
2. The Director, Urban Development, H.P. Shimla for information please
3. The Controller, H.P. Govt.Press Shimla-5 for poblication of Notification in Rajpatra H.P.

Extra ordinary immediately and is requested that one copy of Gazettee containing the said notification may kindly be sent to this office use.

*Nam*  
Secretary,  
Nagar Panchayat, Gagret  
Distt. Una (H.P.) Una.